




# ORANGUTANS

YEARS 5-6 LESSON



TEACHING RESOURCE

# LESSON PLAN



This lesson plan assumes that pupils will have seen the Orangutan Assembly presentation. Please refer to the Teacher's Guide for curriculum links and further extension ideas.

## OVERVIEW

Pupils consider the plight of orangutans who lose their natural habitat and create simple campaign materials that explain why it's important to preserve Borneo's rainforests and their orangutan inhabitants. They consider how advocating on behalf of others can include animals as well as vulnerable or under-represented humans.

You may wish to extend the activity to cover more than one lesson.

## LEARNING OUTCOMES

- ✓ I know that deforestation is taking away the habitat where orangutans live, putting them at risk of extinction.
- ✓ I can explain how International Animal Rescue helps orangutans by rescuing them and protecting their rainforest habitat.
- ✓ I can create a piece of writing that campaigns for an animal that cannot advocate on its own behalf.



# LESSON PLAN



## BEFORE THE LESSON

- ✓ Print copies of the factsheet and instruction sheet. Pupils will need blank paper on which to develop their ideas.
- ✓ Optionally, print copies of the puppet template. Pupils will also need scissors, 2 lolly sticks and 2 brass paper fasteners each, and tape.

## STARTER ACTIVITY

**Slide 1.** Pupils read the factsheet. As table groups they identify 3 interesting facts about orangutans, and 3 facts that highlight why they are in danger. Share as a class. Establish that the orangutans of Borneo are important forest inhabitants and are in grave danger.

## MAIN ACTIVITIES

**Slides 2, 3 and 4.** Show each slide and discuss what pupils can see in each image: rainforest that has been cleared for farming or palm oil, an orangutan trapped in the remains of an isolated tree, and an illegal pet orangutan chained to a tree. Share ideas about how deforestation or trapping to keep as pets will affect orangutans and how they might feel.

Emphasise that orangutans are our close relatives and can experience feelings like we do, such as pain, loss, sadness etc.



# LESSON PLAN

**Slide 5.** Ask pupils to suggest who are the four groups of people on the slide: they are small farmers, a palm oil plantation, children in Borneo and children in the UK. Explain that pupils are going to create some campaign materials to 'speak out' to one of these groups on behalf of the orangutans. To do this well, pupils need to understand the groups' points of view. Ask pupils to read the information sheet. Briefly discuss each group. Assign one group to each table or small pupil group or let pupils choose, ensuring that the class includes all four groups.

Working in small groups, pupils generate suggestions and then develop one idea for a campaign material that will help their target group to understand why it's important to preserve the orangutans' habitat, taking into account the target group's needs and point of view. Pupils could create a poster, short article, leaflet or even a simple song.



Remind pupils that their work must 'speak out' on behalf of the orangutans. Ask pupils to suggest what kind of writing they need to use, so their writing will work: should it be factual, informative, persuasive, formal, informal? Discuss ideas and the kinds of words pupils can use.



# LESSON PLAN




Pupils may wish to finish their work in a later lesson or as a home learning activity. As time permits, pupils can share their ideas, or again this can take place in a later lesson.

**Slides 6 and 7.** Use the images on the slide to ask pupils what they recall what International Animal Rescue's main work is in Borneo; IAR rescues orangutans from threatened forests and from being kept as illegal pets. They rehabilitate orangutans, treating any illness, injury or disease, and provide a safe home for them to recover and grow until as many as possible can be released back into safe areas of rainforest (those unable to be released have a safe home for life in IAR's forest enclosures). IAR also educates local people, including schoolchildren, about the importance of preserving Borneo's rainforest, and helps to conserve the remaining forest.

## PLENARY ACTIVITY

Pupils share ideas about why it's important for people in countries like the UK to support conservation work in other parts of the world. Suggest that there are many reasons why this matters, from caring for animals, ensuring that species do not go extinct, to the importance of preserving rainforests for their use in mitigating the effect of climate change (the rapid growth in rainforests absorbs carbon from our atmosphere).



# LESSON PLAN

## DIFFERENTIATION IDEAS

**Support:** Pupils write simpler materials, such as a poster, brief leaflet or short video script, to encourage people in the UK to donate, or to help young people in Borneo to support rainforest conservation.

**Challenge:** Pupils develop a range of complementary materials in their group, or a longer piece of work, and can target small farmers or large plantation companies. Pupils can research more about IAR's work in Borneo at [www.internationalanimalrescue.org/](http://www.internationalanimalrescue.org/) and include this information in their materials.

## EXTENSION IDEAS

- ✓ If creating a video script, pupils can record and present their work.
- ✓ Pupils can display their writing to explain to others why it's important to protect rainforests in Borneo and their orangutan inhabitants.
- ✓ Pupils can colour, cut out and join a simple orangutan puppet with one articulated arm, which they can use to as part of their work targeting children in the UK or Borneo. Pupils tape a lolly stick to the back of their puppet body and



# LESSON PLAN



to the end of the free arm and use brass paper fasteners to join the arm sections where marked with blue circles.

- ✓ Pupils can research more about IAR's work in Borneo at [www.internationalanimalrescue.org](http://www.internationalanimalrescue.org) and present what they find out.

## WHAT NEXT?

Check out our extra extension activities in the Teacher's Guide, ideas for fundraising and find out about adopting an orangutan too!





# Help them to understand



In Borneo, orangutans are suffering and dying. Their rainforest habitat is being destroyed. Baby orangutans are taken from their mothers to be illegally sold as pets. Orangutans may not survive as a species in Borneo.

## WHAT YOU NEED TO DO

Create a poster, leaflet, article, video script, or a creative idea of your own. Help people to understand why it's important to preserve the rainforest and not keep orangutans as pets.

Choose one group on the next page. Think about what messages you need to include.

Use the information on the factsheet to help you. For more information, visit [www.internationalanimalrescue.org](http://www.internationalanimalrescue.org)



# Help them to understand

## SMALL FARMERS IN BORNEO

Small farmers may cut or burn rainforest to create new land for growing crops.

They grow food for their families and to sell so that they can earn a living.

IAR runs a community programme that shows farmers how to grow more crops on less land, reducing the demand for more farmland

## PALM OIL COMPANIES IN BORNEO

Palm oil companies cut down rainforest to grow oil palms.

They harvest the palm fruit to extract palm oil, a valuable product.

IAR encourages palm plantation owners to leave enough forest for orangutans and to link areas of forest together so they can travel between them.

## CHILDREN IN BORNEO

Children in Borneo may grow up to be farmers or plantation owners.

They can help their families and communities to understand why it's important that people and orangutans can live alongside one another.

IAR teaches children about the importance of conserving rainforest, and that it's illegal to keep an orangutan as a pet.

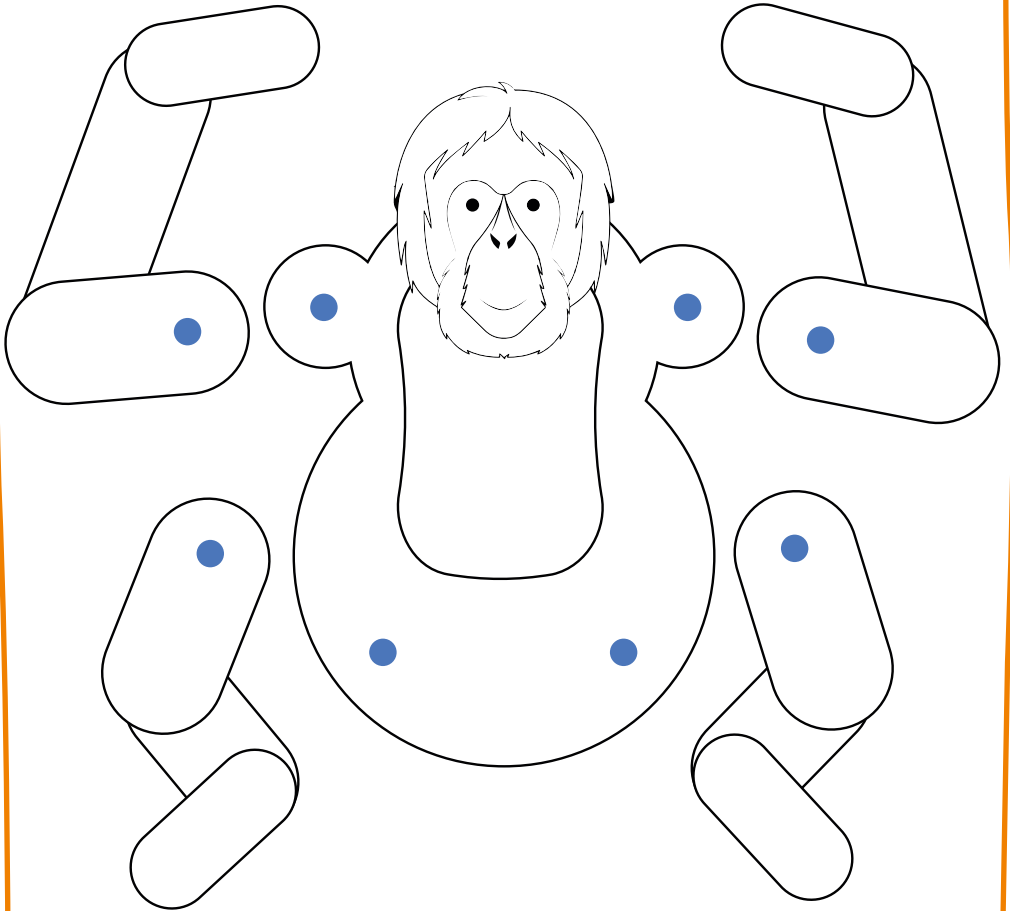
## CHILDREN IN THE UK

Children in the UK can support the work of charities like IAR.

They can raise funds that help IAR to build and run orangutan rescue centres, educate farmers and young people, and train more volunteers to help carry out their work.

They must persuade people that it's worth supporting IAR.

# MAKE A PUPPET ORANGUTAN



# FACTSHEET



- Orangutans are a primate. Primates are a group of animals that includes gorillas, chimpanzees and even humans.
- Orangutan means 'man of the forest'.
- They are very intelligent. In many ways, orangutans are the animal most like us.
- A male orangutan can be 1.5m tall and weigh as much as 120kg. A female is much smaller, about 1m tall and 45kg. They can live as long as 45 years in the wild.
- Orangutans are very strong, perhaps as much as 8 times as strong as a human.
- Orangutans spend almost all of their time high up in rainforest trees.
- Orangutans like to eat ripe fruit.
- They spend their day eating and resting.
- They like to be alone and roam in a very large area of forest.



# FACTSHEET



- Each night, they sleep in a different place. They build a nest by bending branches into a platform and covering this with soft leaves. Sometimes, they will build a simple roof to shelter from the rain.
- Orangutans snore loudly!
- Orangutans actually help the rainforest to grow! Their poo contains seeds from fruit they have eaten, which falls in new places and grows into new fruit trees.
- In Borneo, an orangutan's only natural predator is the cloud leopard. (But human beings are the biggest threat to their survival).
- The Borneo rainforest is believed to be up to 100 million years old. However, every minute, an area the size of 10 football pitches\* is lost to deforestation. (\*Source: Global Forest Watch).



# FACTSHEET



- Scientists have confirmed that Borneo's orangutan population has halved since 1999.
- The most important thing to do to save the orangutan is to save the rainforest in which it lives so that orangutans will have a safe home high up in the trees.
- We also need to educate local people to help them understand the importance of orangutans, and of the rainforest in which they live.

