




ORANGUTANS

YEARS 3-4 LESSON



TEACHING RESOURCE



LESSON PLAN



This lesson plan assumes that pupils will have seen the Orangutan Assembly presentation. Please refer to the Teacher's Guide for curriculum links and further extension ideas.

OVERVIEW

Pupils consider the plight of orangutans who lose their natural habitat and develop a piece of creative writing to express how the orangutans might feel. They can cut out and make simple orangutan puppets and use these to help bring their creative ideas to life.

LEARNING OUTCOMES

- ✓ I know that deforestation is taking away the habitat where orangutans live, putting them at risk of extinction.
- ✓ I can express how an orangutan might feel if it were able to communicate like a human.
- ✓ I can explain how International Animal Rescue helps orangutans by rescuing them and protecting their rainforest habitat.

BEFORE THE LESSON

- ✓ Print copies of the factsheet and writing template.
- ✓ Optionally, print copies of the puppet template. Pupils will also need scissors, 2 lolly sticks and 2 brass paper fasteners each, and tape.



LESSON PLAN

STARTER ACTIVITY

Slide 1. Pupils read the factsheet. As table groups, they identify 2 interesting facts about orangutans and 2 facts that highlight why they are in danger. Share as a class. Establish that the orangutans of Borneo are important forest inhabitants and are in grave danger.

MAIN ACTIVITIES

Slide 2. Discuss what has happened in this image – this area of forest has been cut down to make way for plantations or farmland. If you wish, discuss the reasons why humans may do this, to provide for their needs or for commercial income. In groups, pupils imagine they are a small group of orangutans forced to live in a patch of forest that gets smaller and smaller every day. They share ideas about how this will affect the orangutans and how they might feel. Emphasise that orangutans are our close relatives and can experience feelings as we do. Share ideas.

Slide 3. Explain that this is an orangutan that International Animal Rescue discovered clinging to a tree. All around it, the remaining rainforest had been cut down. Individually, pupils develop a short piece of creative writing that expresses how this orangutan might feel – this might be a poem or continuous prose.



LESSON PLAN



Pupils share their ideas. Optionally, they can colour, cut out and join a simple orangutan puppet with one articulated arm, which they can use to help them to perform their creative writing. Pupils tape a lolly stick to the back of their puppet body and to the end of the free arm and use brass paper fasteners to join the arm sections where marked with blue circles.

Slides 4 and 5. Remind pupils that IAR gives orangutans a voice and acts on their behalf. Ask pupils to remind you of IAR's main work in Borneo; IAR rescues orangutans from threatened forests and from being kept as illegal pets. They rehabilitate orangutans, treating any illness, injury or disease, and provide a safe home



for them to recover and grow until as many as possible can be released back into safe areas of rainforest (those unable to be released have a safe home for life in IAR's forest enclosures). IAR also educates local people, including schoolchildren, about the importance of preserving Borneo's rainforest, and helps to conserve the remaining forest.



LESSON PLAN

PLENARY ACTIVITY

Pupils discuss and share ideas about what IAR might want to teach local schoolchildren in Borneo about the importance of rainforests and the threat of orangutans becoming extinct.

DIFFERENTIATION IDEAS

Support: Pupils write in continuous prose. Provide key words that pupils can include in their creative writing, like sad, hunger, confused etc. Provide pre-cut puppets ready to assemble.

Challenge: Pupils use additional paper for a longer piece of writing and can choose to create a poem.

EXTENSION IDEAS


- ✓ Pupils can display their writing and puppets to explain to others why it's important to protect rainforests in Borneo and their orangutan inhabitants.
- ✓ Pupils can research more about IAR's work in Borneo at www.internationalanimalrescue.org/ and present what they find out.

WHAT NEXT?

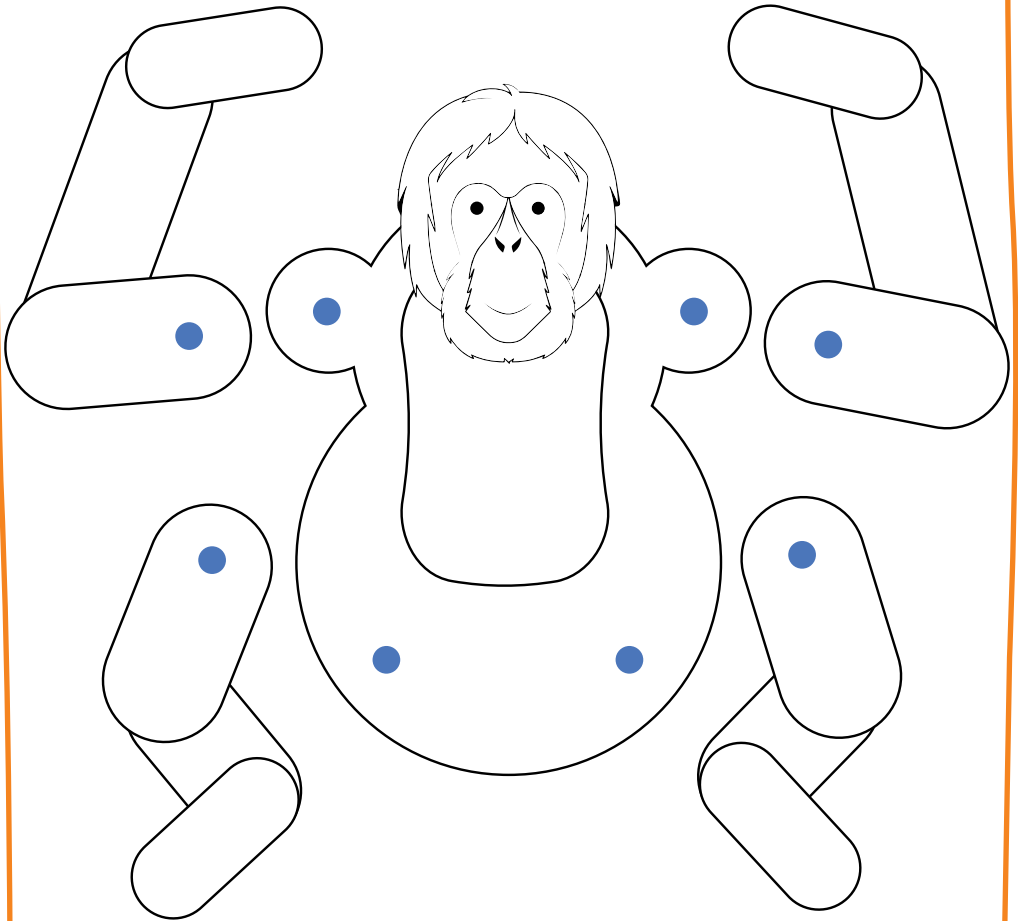
Check out our extra extension activities in the Teacher's Guide, ideas for fundraising and find out about adopting an orangutan too!



How do I feel?
What would
I want to say?



MAKE A PUPPET ORANGUTAN



FACTSHEET



- Orangutan means 'man of the forest'.
- They are very intelligent. In many ways, orangutans are the animal most like us.
- A male orangutan can be 1.5m tall and weigh as much as 120kg. A female is much smaller, about 1m tall and 45kg. They can live as long as 45 years in the wild.
- Orangutans are very strong, perhaps as much as 8 times as strong as a human.
- Orangutans spend almost all of their time high up in rainforest trees.
- Orangutans like to eat ripe fruit.
- They spend their day eating and resting.
- They like to be alone and roam in a very large area of forest.



FACTSHEET



- Each night, they sleep in a different place. They bend branches into a 'nest' and cover this with soft leaves.
- Orangutans snore loudly!
- Orangutans actually help the rainforest to grow! Their poo contains seeds from fruit they have eaten. These fall in new places and grow into new fruit trees.
- The Borneo rainforest is believed to be up to 100 million years old. However, every minute, an area the size of 10 football pitches* is lost to deforestation. (*Source: Global Forest Watch).
- To save orangutans, we need to save the rainforest in which they live, so they will have a safe home high up in the trees.

